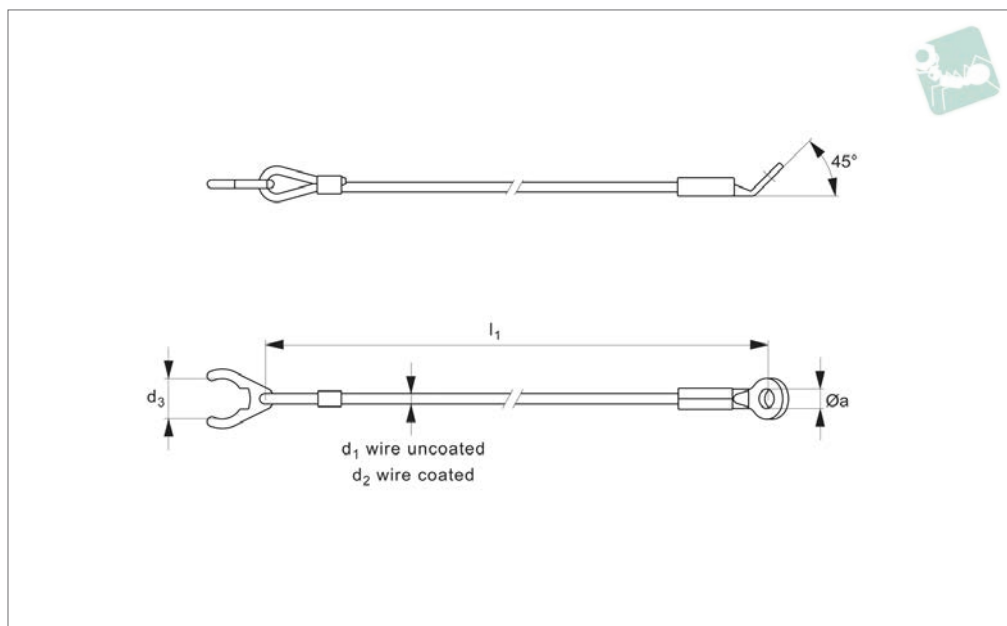




Lanyard - Circlip End to Eyelet stainless steel

Lanyards



LA1094

LANYARDS

Material

Wire rope: stainless steel.
Coating (if present): PVC, see table.
Eyelet, circlip end and split ring: stainless steel.


Technical Notes

Designed specifically to hold ball lock pin 33194.

Important Notes

Assemble by attaching holding clips to the ball lock pin with a soft-face mallet, disassemble via levering off with a screw driver.

Order No.	Coating	d ₁ wire uncoated	l ₁	Ø a	d ₂ wire coated	d ₅ for use with part no. 33914 of pin dia d ₁	Weight g
LA1094.M106-150C	Clear	1.5	150	4.8	2.0	5/ 6	6.0
LA1094.M106-200C	Clear	1.5	200	4.8	2.0	5/ 6	7.0
LA1094.M106-300C	Clear	1.5	300	4.8	2.0	5/ 6	8.0
LA1094.M110-150C	Clear	1.5	150	2.0	4.8	8/10	7.0
LA1094.M110-200C	Clear	1.5	200	4.8	2.0	8/10	8.0
LA1094.M110-300C	Clear	1.5	200	4.8	2.0	8/10	9.0
LA1094.M116-150C	Clear	1.5	150	4.8	2.0	12/16	8.0
LA1094.M116-200C	Clear	1.5	200	4.8	2.0	12/16	9.0
LA1094.M116-300C	Clear	1.5	300	4.8	2.0	12/16	10.0
LA1094.M125-150C	Clear	1.5	150	4.8	2.0	20/25	12.0
LA1094.M125-200C	Clear	1.5	200	4.8	2.0	20/25	13.0
LA1094.M125-300C	Clear	1.5	300	4.8	2.0	20/25	14.0
LA1094.M106-150B	Black	1.5	150	4.8	2.0	5/ 6	6.0
LA1094.M106-200B	Black	1.5	200	4.8	2.0	5/ 6	7.0
LA1094.M106-300B	Black	1.5	300	4.8	2.0	5/ 6	8.0
LA1094.M110-150B	Black	1.5	150	4.8	2.0	8/10	7.0
LA1094.M110-200B	Black	1.5	200	4.8	2.0	8/10	8.0
LA1094.M110-300B	Black	1.5	300	4.8	2.0	8/10	9.0
LA1094.M116-150B	Black	1.5	150	4.8	2.0	12/16	8.0
LA1094.M116-200B	Black	1.5	200	4.8	2.0	12/16	9.0
LA1094.M116-300B	Black	1.5	300	4.8	2.0	12/16	10.0
LA1094.M125-150B	Black	1.5	150	4.8	2.0	20/25	12.0
LA1094.M125-200B	Black	1.5	200	4.8	2.0	20/25	13.0
LA1094.M125-300B	Black	1.5	300	4.8	2.0	20/25	14.0
LA1094.M106-150N	Uncoated	1.5	150	4.8	-	5/ 6	6.0
LA1094.M106-200N	Uncoated	1.5	200	4.8	-	5/ 6	7.0
LA1094.M106-300N	Uncoated	1.5	300	4.8	-	5/ 6	8.0
LA1094.M110-150N	Uncoated	1.5	150	4.8	-	8/10	7.0
LA1094.M110-200N	Uncoated	1.5	200	4.8	-	8/10	8.0
LA1094.M110-300N	Uncoated	1.5	300	4.8	-	8/10	9.0
LA1094.M116-150N	Uncoated	1.5	150	4.8	-	12/16	8.0
LA1094.M116-200N	Uncoated	1.5	200	4.8	-	12/16	9.0
LA1094.M116-300N	Uncoated	1.5	300	4.8	-	12/16	10.0



Order No.	Coating	d ₁ wire uncoated	l ₁	Ø a	d ₂ wire coated	d ₅ for use with part no. 33914 of pin dia d ₁	Weight g
LA1094.M125-150N	Uncoated	1.5	150	4.8	-	20/25	12.0
LA1094.M125-200N	Uncoated	1.5	200	4.8	-	20/25	13.0
LA1094.M125-300N	Uncoated	1.5	300	4.8	-	20/25	14.0



Wixroyd Ball Lock Pins

applications


33060 - 33250
Positioning Elements



Sound Rigging Systems

Ball lock pins on a sound rigging system. Offering secure fixing with high shear forces and easy fitting for operators at heights.

In addition full black powder coating of grip and actuation button eliminates glare from other stage lighting.



Gym Equipment



Scientific and Medical



Pin Material

1.4305 (AISI 303) - shear force approx.
60% of higher material version 1.4542

1.4542 (AISI 630) - identified by the ridge
on the pin

CRES 17-4PH (AMS 5643) aviation standard



Handle Style




Plastic tri-star



T-handled, metal



L-handled, metal



Mushroom, metal



Single piece metal,
contoured



Special plastic
self-spring



Adjustable grip
length, plastic



Key ring




Safety, metal



Mushroom Type
B aviation

Type R aviation

Lanyards and
Locating Bushes

Stainless wire -
(coated) -
2 x key ring



Stainless wire -
Key ring and
fixing loop



Plastic -
2 x cable tie



Steel wire -
(coated) -
2 x key ring



Stainless bead
chain -
2 x key ring



Locating
bushes

Actuation



Press = unlock
Release = lock
(standard)



Press = unlock and position
Release = lock and
simultaneous clamp




Simple spring loaded balls
"pullout pin"

Important Note

**Important Note: Ball lock pins are
not suited to lifting applications!**
For quick release lifting pins,
see part 33400.



Shear force



Lifting force

Special Variations




Variations on our standard designs
are possible, please contact our
sales team for technical assistance.
Quick production on specials can
be as little as 3 weeks.



Applications

- Positioning.
- Lifting.
- Locking.
- Indexing.
- Joining.



33060 & 33080 - Single acting ball lock pins, self-locking.



33194 - Single acting ball lock pins, self locking, simple finish.




33140 - Socket pins, non-locking, spring loaded balls.



33100 - Single acting ball lock pin, self locking.



33180 - Clamping pins, with span compensation, self-locking.



33250 & 33270 - Lanyards.



33220 - Ball lock pins, single acting - L-handle